

Έρθει η ΆΝΟΙΞΗ!

Τετράδιο Δραστηριοτήτων
για παιδιά

learningcornerandcrafts.com


Έρθε η **ΆΝΟΙΞΗ!**

Η άνοιξη είναι μία από τις
τέσσερις εποχές του χρόνου.

Έχει τρεις μήνες: τον Μάρτιο, τον Απρίλιο
και τον Μάιο.




ΆΝΟΙΞΗ



Μάρτιος

Απρίλιος



Μάιος

Γράψε τους μήνες της άνοιξης!

Μ Α Ρ Τ Ι Ο Σ


--	--	--	--	--	--	--

Α Π Ρ Ι Λ Ι Ο Σ

--	--	--	--	--	--	--	--

Μ Α Ι Ο Σ

--	--	--	--	--



Ζωχράψιβε τισ εικόνες και
χράψε τους μήνες της άνοιξης.




Μ Α Ρ Τ Ι Ο Σ


--	--	--	--	--	--	--

Μ ά ρ τ ι ο ς

--	--	--	--	--	--	--



Ζωχράψιβε τισ εικόνες και
χράψε τους μήνες της άνοιξης.




Α Π Ρ Ι Λ Ι Ο Σ


--	--	--	--	--	--	--	--

Α π ρ ί λ ι ο ς

--	--	--	--	--	--	--	--



Ζωγράφισε την εικόνα και
γράψε τον μήνα της άνοιξης.





Μ Α Ι Ο Σ

--	--	--	--	--











Μ ά ι ο ς

--	--	--	--	--

Ζωρεάψισε το γεάμμα Α.




Κύκλωσε τα λουλούδια που
έχουν το γράμμα Α.



Ψάξε και κύκλωσε
το γράμμα: Α

Κ Γ Ρ Α Κ Ρ Λ Ι Κ Κ
Α Τ Κ Β Α Α Κ Π Κ Ι Α
Α Ρ Ο Κ Ι Α Β Γ Ρ Κ
Κ Ι Π Ρ Λ Κ Ι Κ Γ Ι Π
Ο Ν Χ Κ Β Α Ι Κ Κ Λ Α



Κόψε τα γράμματα και
εξημάτισε τη λέξη: ΑΝΟΙΞΗ.



--	--	--	--	--	--

✂ A O N I H E

Ψάξε και κύκλωσε τα γράμματα
που εκηματίζουν τη λέξη: ΑΝΟΙΞΗ.

Α Γ Ρ Ε Α Ω Η Ο Δ Ξ
Α Ο Ν Σ Ο Φ Ν Α Ξ Ι Ν
Σ Ν Ο Κ Ι Ψ Ο Γ Ρ Κ
Γ Ι Α Ρ Λ Ξ Η Κ Γ Ι Ν
Ο Ξ Χ Μ Β Η Ι Κ Ξ Λ Α



Γράψε ζανά τις λέξεις!




ΜΕΛΙΣΣΑ



ΠΑΣΧΑΛΙΤΣΑ




ΠΕΤΑΛΟΥΔΑ




ΧΕΛΙΔΟΝΙ

Γράψε ζανά τις λέξεις!




Μ Ο Υ Ρ Ο

— — — — —



Φ Ρ Α Ο Υ Λ Α

— — — — —



Κ Ε Ρ Α Σ Ι

— — — — —














Β Ε Ρ Ι Κ Ο Κ Ο

— — — — —













Η ΑΒ της άνοιξης!

Αντιστοίχισε τα κεφαλαία με τα πεζά γράμματα.















Η ΑΒ της άνοιξης!

Αντιστοίχισε τα κεφαλαία με τα πεζά γράμματα.













Η ΑΒ της άνοιξης!

Αντιστοίχισε τα κεφαλαία με τα πεζά γράμματα.



Η ΑΒ της άνοιξης!

Αντιστοίχισε τα κεφαλαία με τα πεζά γράμματα.



Ζωγράφισε τα πέταλα με το
χρώμα που πρέπει.

Αα



Ηη



Ιι



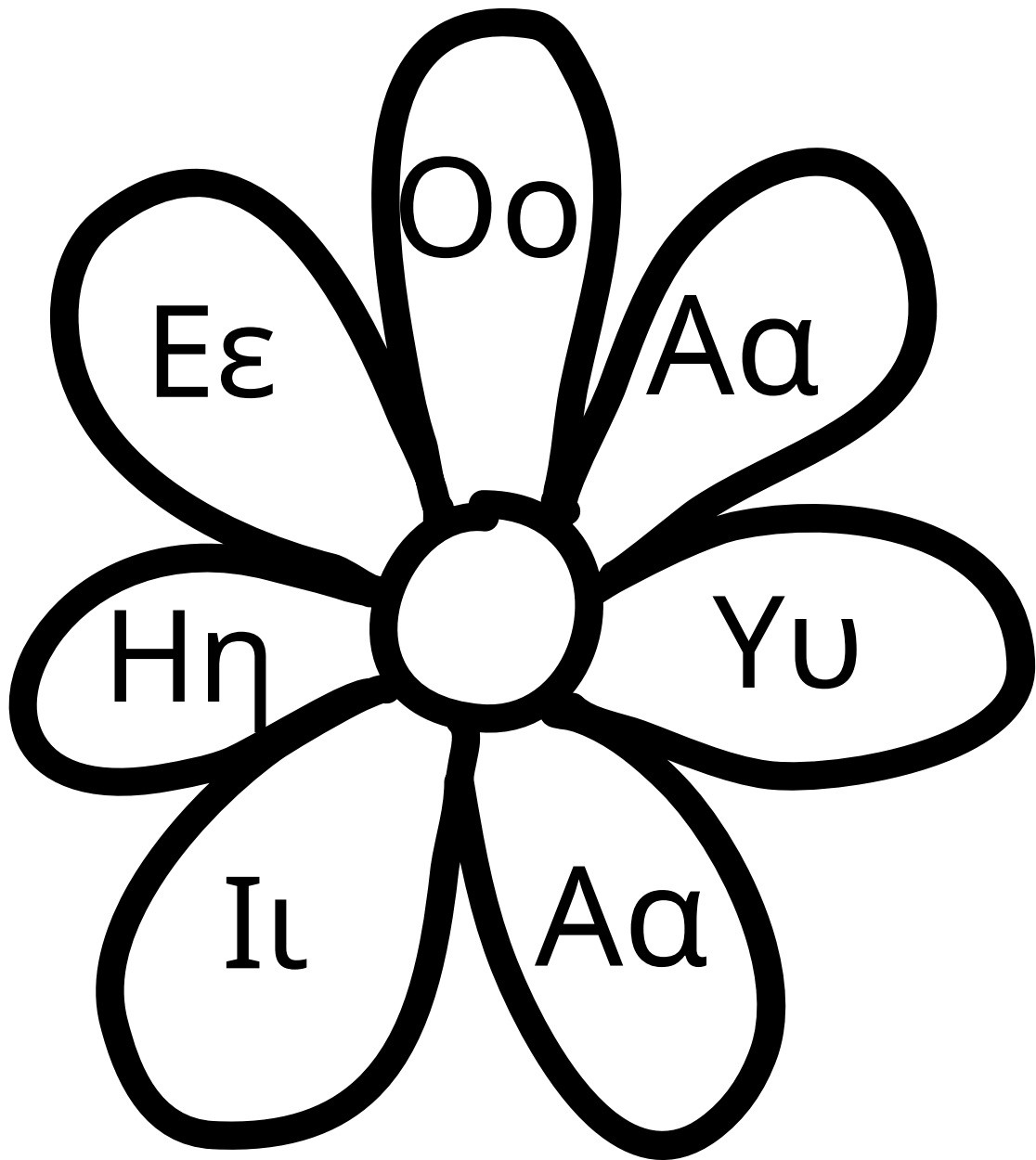
Εε



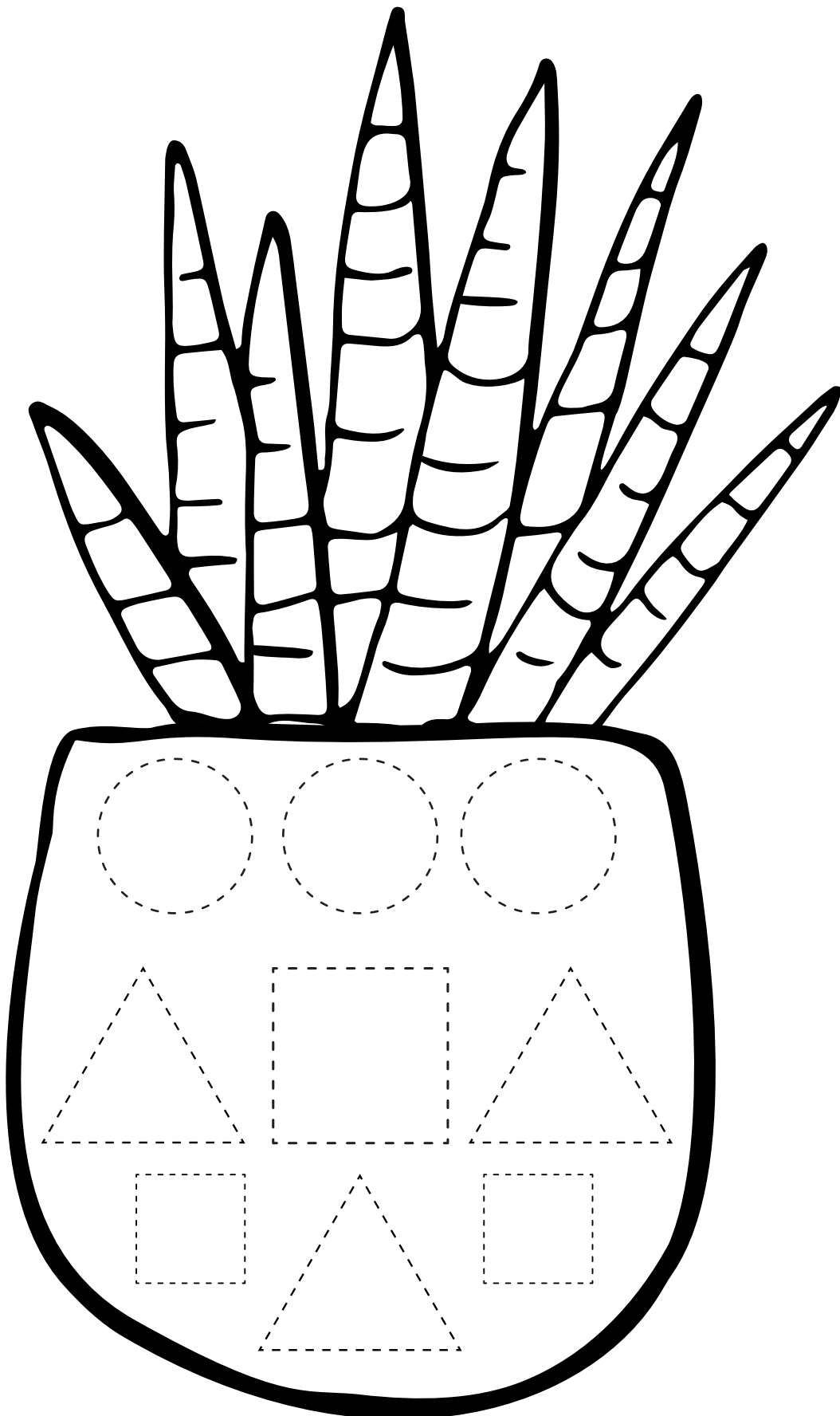
Οο





Υυ






Ζωγράφισε τα γεωμετρικά σχήματα
στις γλάστρες!






Ζωγράφισε τα γεωμετρικά σχήματα
στις γλάστρες!



Κύκλωσε το διαφορετικό.







Κύκλωσε το διαφορετικό.






Σε κάθε πλαίσιο κύκλωσε
τα δύο όμοια.




Συμπλήρωσε το μοτίβο κυκλώνοντας
το σωστό στοιχείο!



Ένωσε τα ζευγάρια.










Κόψε και τοποθέτησε τα λουλούδια στη
σειρά από το μικρότερο στο μεγαλύτερο.





Κόψε και τοποθέτησε τα στεφάνια στη βειρά
από το μικρότερο στο μεγαλύτερο.


















Κύκλωσε το μεγαλύτερο στοιχείο.



Κύκλωσε το μεγαλύτερο στοιχείο.





Ένωσε με μια γραμμή τα λουλούδια
με το ίδιο χρώμα.



Μέτρε τα λουλούδια και γράψε
τον σωστό αριθμό!

2




Μέτρα πόσα είναι και ζωγράψτε
τον σωστό αριθμό.



3

4

5



6

7


8



6

8

9




3

4

2


Μέτρα πόσα είναι και ζωγράφισε
τον σωστό αριθμό.




2 6 5



7 4 3







5 7 8








9 6 2

Μέτρε πόσα είναι και γράψε το στο
αντίστοιχο κουτάκι!



Μέτρε πόσα είναι και γράψε το στο
αντίστοιχο κουτάκι!



Συμπλήρωσε τους αριθμούς που λείπουν!




1		3	4	
6		8		

1	2			5
		8		



		3		
	7			10




	2		4	
6				

	2			5
6				


Ζωγράφισε τις εικόνες!



Ζωγράψτε τις εικόνες!













Ζωγράψτε τις εικόνες!







Ζωχράψιβε τισ εικόνες!

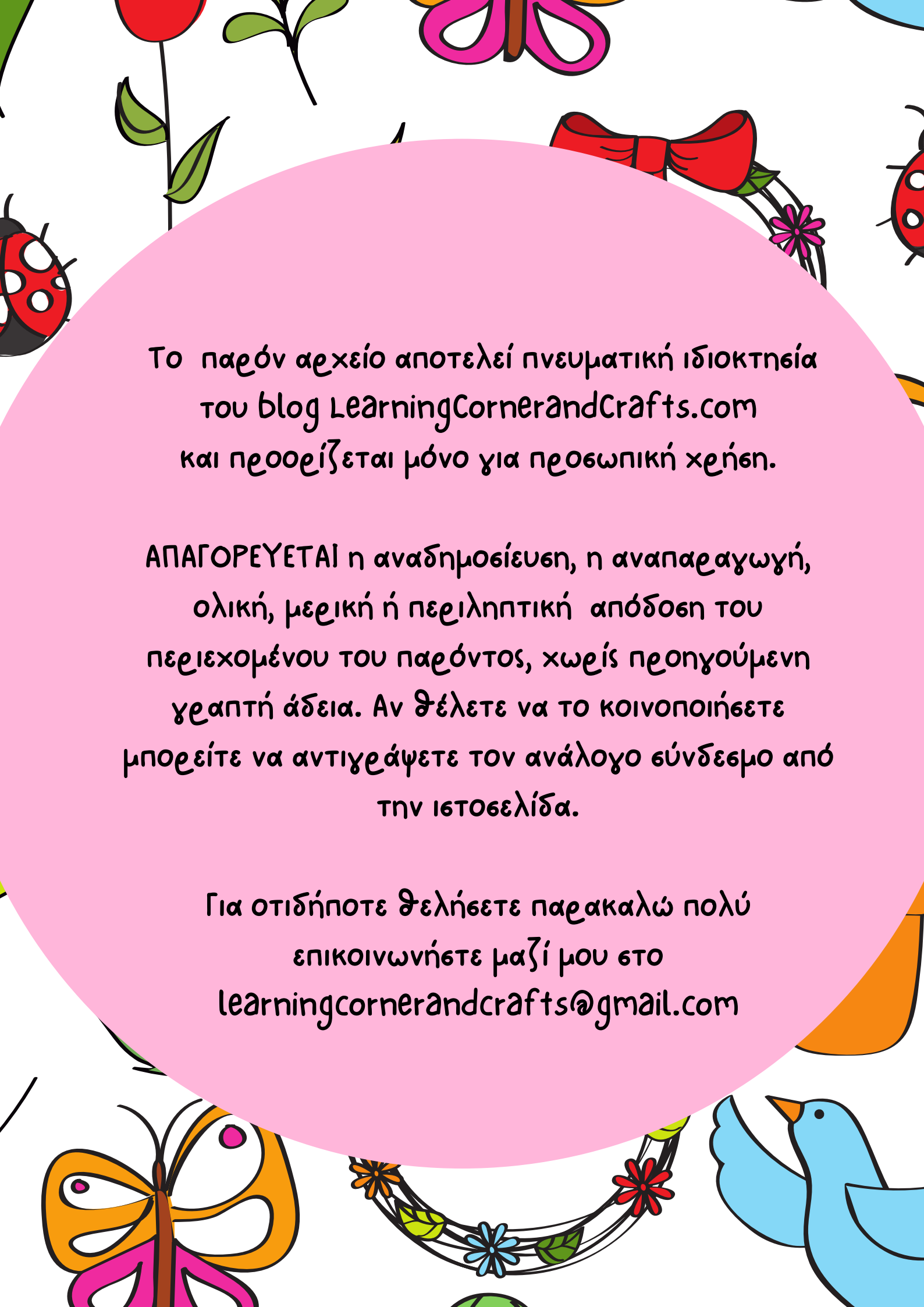


Ζωγράψτε τις εικόνες!



Ζωγραφάρισε τις εικόνες!





Το παρόν αρχείο αποτελεί πνευματική ιδιοκτησία του blog LearningCornerandCrafts.com και προορίζεται μόνο για προσωπική χρήση.

ΑΠΑΓΟΡΕΥΕΤΑΙ η αναδημοσίευση, η αναπαραγωγή, ολική, μερική ή περιληπτική απόδοση του περιεχομένου του παρόντος, χωρίς προηγούμενη γραπτή άδεια. Αν θέλετε να το κοινοποιήσετε μπορείτε να αντιγράψετε τον ανάλογο σύνδεσμο από την ιστοσελίδα.

Για οτιδήποτε θελήσετε παρακαλώ πολύ επικοινωνήστε μαζί μου στο learningcornerandcrafts@gmail.com